RETIRED: This document has been officially retired, and the base products listed herein are now considered obsolete and are no longer available for sale. Consequently, the information contained within may no longer be current. This document is provided exclusively for reference and informational purposes.

Overview

HPE ProLiant DX385 Gen10 Plus Server

The HPE ProLiant DX385 Gen10 Plus Server is redefining price/performance with the new math for virtualized compute. Powered by the latest AMD® EPYC® 7002 Series Processors**,** the HPE ProLiant DX385 Gen10 Plus Server offers greater processing power, faster memory speeds up to 3200 MT/s. and increased data transfer rates with PCIe Gen4 capabilities.

This 2P, 2U server has been designed with flexibility while delivering a high core count and large memory footprint. Choose this purpose-built platform for virtualization, High Performance Compute and memory centric workloads.



HPE ProLiant DX385 Gen10 Plus 12 LFF Server- Front View

1	Quick removal access panel	7	iLO Front Service Port
2	Box3: 8SFF SAS/SATA shown	8	USB 3.0
3	Power On/Standby button and system power LED button	9	Serial label pull tag
4	Health LED	11	Box1: Optional 8SFF SAS/SATA or 8 NVMe (not populated)
5	NIC Status	10	Box2: Optional 8SFF SAS/SATA or 8 NVMe (not populated)
6	UID Button/LED		

Overview



HPE ProLiant DX385 Gen10 Plus Server - Rear View

1. Primary Riser. PCIe Slots[1]
2. Optional Secondary Riser. PCIe Slots[2]
3. Optional Tertiary Riser, PCIe Slots (Slots 7-8 top to bottom)
4. HPE Flexible Slot Power Supply Bay 1 & 2
5. Power supply power connection. Bay 1 & 2
6. VGA Connector
7. OCP 3.0 Slot
8. USB 3.0 connectors (2)
9. Dedicated iLO management port

Notes:

- [1] Slots 1-3 top to bottom, Slot 3 populated with 4 Port 10 GB NIC)
- [2] Slots 4-6 top to bottom, requires second riser card, and second processor).

Overview



HPE ProLiant DX385 Gen10 Plus Server - Internal View

1	Primary & Secondary Processors	6	OCP x16 Connector
2	Dual USB Port	7	Primary PCIe riser, standard
3	Chassis intrusion detection connector	8	Flexible Smart Array Connector
4	Hot Plug redundant HPE Flexible Slot Power supplies	9	DDR4 DIMM slots[1].
5	Optional Secondary & Tertiary Risers	10	Fan cage shown with 6 standard Hot-plug fans[2]

Notes:

– [1] Shown half populated in 1 DPC

– [2] Max Performance fans optional

What's New:

- New DX 385 Gen10 Plus Platform
- Qualified platforms / configs recognized by both HPE & Nutanix
- Factory tuned & optimized HW settings for Nutanix environments
- Factory pre-installed Nutanix AHV & AOS
- Supports the latest AMD EPYC 7002 Series processor with double the core density compared to the previous generation and increased memory speeds up to 3200 MT/s.
- Support for PCIe Gen4, resulting in improved networking speeds.
- Support for OCP Network Adapters.
- New SATA Read Intensive SSD drives.
- New NVMe Read Intensive and Mixed Use SSD drives.
- Support for PCIe Smart Array controllers for internal and external drives.

Overview

Platform Information

Form Factor

- 2U rack

Chassis Types

- 12 LFF

System Fans

Standard – fan types included

- The 12 LFF chassis ship with 6 Max performance fans as standard.

Standard Features

Standard Features

Processors Up to 2 of the following depending on model.

Notes: For more information regarding AMD EPYC processors, please see the following: **https://www.amd.com/en/products/processors/server/epyc.html**.

AMD EPYC Processor	Cores	Base Frequency	Max Frequency	Max Memory	Wattage	Cache	Memory
EPYC 7742	64	2.25GHz	3.4GHz	4TB	225	256MB	3200MT/s
EPYC 7642	48	2.3GHz	3.3GHz	4TB	256	192MB	3200MT/s
EPYC 7552	48	2.2GHz	3.3GHz	4TB	200	192MB	3200MT/s
EPYC 7502	32	2.5GHz	3.35GHz	4TB	180	128MB	3200MT/s
EPYC 7542	32	2.9GHz	3.4GHz	4TB	225	128MB	3200MT/s
EPYC 7452	32	2.35GHz	3.35GHz	4TB	155	128MB	3200MT/s
EPYC 7402	24	2.8GHz	3.35GHz	4TB	180	128MB	3200MT/s
EPYC 7352	24	2.3GHz	3.2GHz	4TB	155	128MB	3200MT/s
EPYC 7282	16	2.8GHz	3.2GHz	4TB	120	64MB	3200MT/s
EPYC 7302	16	3.0GHz	3.3GHz	4TB	155	128MB	3200MT/s
EPYC 7272	12	2.9GHz	3.2GHz	4TB	120	64MB	3200MT/s

Notes: All AMD EPYC processors can support up to 4TB of memory each.

Chipset

No chipset – System on Chip (SoC) design.

On System Management Chipset

HPE iLO 5 ASIC

Notes: Read and learn more in the **iLO QuickSpecs**.

Memory

One of the following depending on model

Type	HPE DDR4 Smart Memory, Registered (RDIMM)
DIMM Slots Available	32 16 DIMM slots per processor, 8 channels per processor, 2 DIMMs per channel
Maximum capacity (RDIMM)	2.0TB 32 x 64 GB RDIMM @ 3200 MHz

Notes:

- The maximum memory speed is limited by the processor selection.
- When 2DIMMs are populated per channel, memory speed drops to 2933MT/S

Standard Features

Expansion Slots

Primary Riser

Notes:

- Bus width indicates the number of physical electrical lanes running to the connector.
- There are 3 types of risers supported on Primary Slot

Primary Riser1					
Slots #	**Technology**	**Bus Width**	**Connector Width**	**Slot Form Factor**	**Notes**
1	PCIe 4.0	X8	X16	Full-height,full-length slot	Proc 1
2	PCIe 4.0	X16	X16	Full-height,full-length slot	Proc 1
3	PCIe 4.0	X8	X16	Full-height,half-length slot	Proc 1

Notes: ** Default Slot1 on the Primary

Secondary Riser:

Notes: Bus Width Indicates the number of physical electrical lanes running to the connector.

Secondary Riser1					
Slots #	**Technology**	**Bus Width**	**Connector Width**	**Slot Form Factor**	**Notes**
4	PCIe 4.0	X8	X16	Full-height,full-length slot	Proc 2
5	PCIe 4.0	X16	X16	Full-height,full-length slot	Proc 2
6	PCIe 4.0	X8	X16	Full-height,half-length slot	Proc 2

Notes: * Default Slot4 on the Secondary Riser3 is empty and not available. It requires P14600-B21 in conjunction with the Secondary Riser3 to add additional x16 PCIe Gen4 in slot4

Tertiary Riser:

Notes: Bus Width Indicates the number of physical electrical lanes running to the connector.

Tertiary Riser2					
Slots #	**Technology**	**Bus Width**	**Connector Width**	**Slot Form Factor**	**Notes**
7	PCIe 4.0	X8	X16	Full-height,full-length slot	Proc 2
8	PCIe 4.0	X8	X16	Full-height,full-length slot	Proc 2

Storage Controllers

The Gen10/Gen10 Plus controller naming framework has been updated to simplify identification as depicted below. For a more detailed breakout of the available Gen10/Gen10 Plus Smart Array controllers visit the **HPE Smart Array Gen10 Controllers Data Sheet**. One of the following depending on model

Essential RAID Controller

- HPE Smart Array E208i-a SR Gen10 Controller
- HPE Smart Array E208i-p SR Gen10 Controller

Internal Storage Devices

Hard Drives

- None ship standard

Graphics

Integrated Video Standard

- Video modes up to 1920 x 1200@60Hz (32 bpp)
- 16MB Video Memory

Standard Features

HPE iLO 5 on system management memory

- 32 MB Flash
- 4 Gbit DDR 3 with ECC protection

Maximum Internal Storage		
Drive	**Capacity**	**Configuration**
Hot Plug LFF SAS	310.6 TB	12
Hot Plug LFF SATA	310.6 TB	12
Hot Plug LFF SATA SSD	49.8 TB	12

Power Supply

- HPE 500W Flex Slot Platinum Hot Plug Low Halogen Power Supply Kit
  Notes: Available in 94% Power Efficiency.
- HPE 800W Flex Slot Platinum Hot Plug Low Halogen Power Supply Kit
  Notes: Available in 94%. Power Efficiency
- HPE 800W Flex Slot Titanium Hot Plug Low Halogen Power Supply Kit
  Notes:
  - Available in 96% Power Efficiency
  - 200-240VAC power input only.
- HPE 800W Flex Slot Universal Hot Plug Low Halogen Power Supply Kit
  Notes:
  - Available in 94% Power Efficiency
  - 277VAC power input.
- HPE 800W Flex Slot 48VDC Hot Plug Low Halogen Power Supply Kit
  Notes
  - Available in 94% Power Efficiency
  - -48VDC power input.
- HPE 1600W Flex Slot Platinum Hot Plug Low Halogen Power Supply Kit
  Notes:
  - Available in 94% Power Efficiency.
  - 200-240VAC power input only.

HPE Flexible Slot (Flex Slot) Power Supplies share a common electrical and physical design that allows for hot plug, tool-less installation into HPE ProLiant Gen10 Plus Performance Servers. Flex Slot power supplies are certified for high-efficiency operation and offer multiple power output options, allowing users to "right-size" a power supply for specific server configurations. This flexibility helps to reduce power waste, lower overall energy costs, and avoid "trapped" power capacity in the data center.

All pre-configured servers ship with a standard 6-foot IEC C-13/C-14 jumper cord (A0K02A). This jumper cord is also included with each standard AC power supply option kit. If a different power cord is required, please check the **ProLiant Power Cables** web page.

To review the power requirements for your selected system, please use the **HPE Power Advisor Tool**.

For information on power specifications and technical content visit **HPE Server power supplies**.

Interfaces

Serial	Optional, rear
Display Port	1 standard on LFF chassis, rear.
VGA Port	Optional via Universal Media Bay, P14609-B21.
Network Ports	None. Choice of OCP or stand up card

Standard Features

HPE iLO Remote Management Network Port	1 Gb Dedicated
Front iLO Service Port	N/A
USB 3.0	Up to 5 total: 1 front, 2 rear, 2 internal (secure)

Notes: Not shipping as standard. Available as a CTO option or as a field upgrade (P14611-B21).

Operating Systems and Virtualization Software Support for ProLiant Servers

HPE servers are designed for seamless integration with partner Operating Systems and Virtualization Software. By collaborating closely with our partners, we ensure that their products are optimized, certified, and fully supported within your HPE server environment. Access the certified and supported servers for each of the OS and Virtualization software: **HPE Servers Support & Certification Matrices**

- Nutanix Acropolis Operating System (AOS): Version 5.10.5 and higher
- Nutanix Acropolis Hypervisor (AHV): Version 2017030.279 and higher
- VMware vSphere: Version 6.7 U3

Notes: The latest version of AOS and AHV are pre-installed in each server at the factory. vSphere must be installed separately.

Industry Standard Compliance

- ACPI 6.1 Compliant
- PCIe 4.0 Compliant
- WOL Support
- Microsoft® Logo certifications
- PXE Support
- VGA/Display Port
  Notes: This support is on the optional Universal Media Bay.
- USB 3.0 Compliant (internal)
- USB 2.0 Compliant (external ports)
  Notes: This support is on the optional Universal Media Bay.
- Energy Star
- SMBIOS 3.1
- UEFI 2.6
- Redfish API
- IPMI 2.0
- Secure Digital 2.0
- Advanced Encryption Standard (AES)
- Triple Data Encryptions Standard (3DES)
- SNMP v3
- TLS 1.2
- DMTF Systems Management Architecture for Server Hardware Command Line Protocol (SMASH CLP)
- Active Directory v1.0
- ASHRAE A3/A4
  Notes: For additional technical thermal details regarding ambient temperatures, humidity and features support please visit: **http://www.hpe.com/servers/ashrae**.
- UEFI (Unified Extensible Firmware Interface Forum)

Standard Features

HPE Server UEFI/Legacy ROM

Unified Extensible Firmware Interface (UEFI) is an industry standard that provides better manageability and more secured configuration than the legacy ROM while interacting with your server at boot time. HPE ProLiant Gen10 Plus servers have a UEFI Class 2 implementation and support both UEFI Mode (default) and Legacy BIOS Mode.

Notes: The UEFI System Utilities tool is analogous to the HPE ROM-Based Setup Utility (RBSU) of legacy BIOS. For more information, please visit **http://www.hpe.com/servers/uefi**.

UEFI enables numerous new capabilities specific to HPE ProLiant servers such as:

- Secure Boot and Secure Start enable for enhanced security
- Operating system specific functionality
- Support for > 2.2 TB (using GPT) boot drives
- USB 3.0 Stack

HPE Server UEFI/Legacy ROM

- Embedded UEFI Shell
- Mass Configuration Deployment Tool using iLO RESTful API that is Redfish API Conformant
- PXE boot support for IPv6 networks

Workload Profiles for simple performance optimization

UEFI Boot Mode only:

- TPM 2.0 Support
- NVMe Boot Support
- iSCSI Software Initiator Support.
- HTTP/HTTPs Boot support as a PXE alternative.
- Boot support for option cards that only support a UEFI option ROM

Notes: For UEFI Boot Mode, boot environment and OS image installations should be configured properly to support UEFI.

Embedded Management

HPE Integrated Lights-Out (HPE iLO)

Monitor your servers for ongoing management, service alerting, reporting and remote management with HPE iLO.
Learn more at **http://www.hpe.com/info/ilo**.

UEFI

Configure and boot your servers securely with industry standard Unified Extensible Firmware Interface (UEFI).
Learn more at **http://www.hpe.com/servers/uefi**.

Intelligent Provisioning

Hassle free server and OS provisioning for 1 or more servers with Intelligent Provisioning.
Learn more at **http://www.hpe.com/servers/intelligentprovisioning**.

iLO RESTful API

iLO RESTful API is Redfish API conformance and offers simplified server management automation such as configuration and maintenance tasks based on modern industry standards. Learn more at **http://www.hpe.com/info/restfulapi**.

Server Utilities

Active Health System

The HPE Active Health System (AHS) is an essential component of the iLO management portfolio that provides continuous, proactive health monitoring of HPE servers. Learn more at **http://www.hpe.com/servers/ahs**.

Active Health System Viewer

Use the Active Health System Viewer, a web-based portal, to easily read AHS logs and speed problem resolution with HPE self-repair recommendations, to learn more visit: **http://www.hpe.com/servers/ahsv**.

Standard Features

Smart Update
Keep your servers up to date with the HPE Smart Update solution by using Smart Update Manager (SUM) to optimize the firmware and driver updates of the Service Pack for ProLiant (SPP). Learn more at **https://buy.hpe.com/b2c/us/en/enterprise-software/infrastructure-management-software/system-server-management-software/hpe-system-server-software-management-software/smart-update-manager-%28sum%29/p/5182020**.

iLO Amplifier Pack
Designed for large enterprise and service provider environments with hundreds of HPE servers, the iLO Amplifier Pack is a free, downloadable open virtual application (OVA) that delivers the power to discover, inventory and update Gen8, Gen9, Gen10 & Gen10 Plus HPE servers at unmatched speed and scale. Use with an iLO Advanced License to unlock full capabilities.
Learn more at **http://www.hpe.com/servers/iLOamplifierpack**.

HPE iLO Mobile Application
Enables the ability to access, deploy, and manage your server anytime from anywhere from select smartphones and mobile devices. For additional information please visit: **http://www.hpe.com/info/ilo/mobileapp**.

RESTful Interface Tool
RESTful Interface tool (iLOREST) is a single scripting tool to provision using iLO RESTful API to discover and deploy servers at scale. Learn more at **http://www.hpe.com/info/resttool**.

Scripting Tools
Provision one to many servers using your own scripts to discover and deploy with Scripting Tool (STK) for Windows and Linux or Scripting Tools for Windows PowerShell. Learn more at **http://www.hpe.com/servers/powershell**.

HPE OneView Standard
HPE OneView Standard can be used for inventory, health monitoring, alerting, and reporting without additional fees. It can monitor multiple HPE server generations. The user interface is similar to the HPE OneView Advanced version, but the software-defined functionality is not available. Learn more at **http://www.hpe.com/info/oneview**.

HPE Systems Insight Manager (HPE SIM)
Ideal for environments already using HPE SIM, it allows you to monitor the health of your HPE ProLiant Servers and HPE Integrity Servers. Also provides you with basic support for non-HPE servers. HPE SIM also integrates with Smart Update Manager to provide quick and seamless firmware updates. Learn more at **http://www.hpe.com/info/hpesim**.

Warranty
This product is covered by a global limited warranty and supported by HPE Services and a worldwide network of Hewlett Packard Enterprise Authorized Channel Partners resellers. Hardware diagnostic support and repair is available for three years from date of purchase. Support for software and initial setup is available for 90 days from date of purchase. Enhancements to warranty services are available through HPE Services operational services or customized service agreements. Hard drives have either a one year or three year warranty; refer to the specific hard drive QuickSpecs for details.

Notes: Server Warranty includes 3-Year Parts, 3-Year Labor, 3-Year Onsite support with next business day response. Warranty repairs may be accomplished through the use of Customer Self Repair (CSR) parts. These parts fall into two categories: 1) Mandatory CSR parts are designed for easy replacement. A travel and labor charge will result when customers decline to replace a Mandatory CSR part; 2) Optional CSR parts are also designed for easy replacement but may involve added complexity. Customers may choose to have Hewlett Packard Enterprise replace Optional CSR parts at no charge. Additional information regarding worldwide limited warranty and technical support is available at:
https://www.hpe.com/support/ProLiantServers-Warranties

Standard Features

Security

- UEFI Secure Boot and Secure Start support
- Immutable Silicon Root of Trust
- FIPS 140-2 validation (iLO 5 certification in progress)
- Common Criteria certification (iLO 5 certification in progress)
- Configurable for PCI DSS compliance
- Advanced Encryption Standard (AES) and Triple Data Encryption Standard (3DES) on browser
- Support for Commercial National Security Algorithms (CNSA)
- Tamper-free updates – components digitally signed and verified
- Secure Recovery – recover critical firmware to known good state on detection of compromised firmware
- Ability to rollback firmware
- Secure erase of NAND/User data
- TPM (Trusted Platform Module) 2.0 option
- Bezel Locking Kit option
- Chassis Intrusion detection option

Optional Features

Server Management

HPE iLO Advanced

HPE iLO Advanced licenses offer smart remote functionality without compromise, for all HPE ProLiant servers. The license includes the full integrated remote console, virtual keyboard, video, and mouse (KVM), multi-user collaboration, console record and replay, and GUI-based and scripted virtual media and virtual folders. You can also activate the enhanced security and power management functionality.

HPE iLO Advanced Premium Security Edition

HPE iLO Advanced Premium Security Edition for iLO 5 includes iLO Advanced License plus high-end security modes, unique security capabilities, like Automatic FW recovery; Runtime FW verification, and Secure erase. Learn more about HPE iLO Advanced Premium Security Edition at: **http://www.hpe.com/servers/ilopremium**.

HPE OneView Advanced

HPE OneView brings a new level of automation to infrastructure management by taking a template driven approach to provisioning, updating, and integrating compute, storage, and networking infrastructure. It provides full-featured licenses which can be purchased for managing Gen8, Gen9 , Gen10 & Gen10 Plus servers. To learn more visit **http://www.hpe.com/info/oneview**.

HPE InfoSight for Servers

HPE InfoSight for Servers combines the cloud-based machine learning of InfoSight with the health and performance monitoring of Active Health System (AHS) and iLO to optimize performance and predict and prevent problems. The end result is an intelligent environment that modernizes IT operations and enhances the support experience by predicting and preventing the infrastructure issues that lead to application disruptions, wasted IT staff time and missed business opportunities.
Learn more at **https://www.hpe.com/servers/infosight**

HPE Insight Cluster Management Utility (CMU)

HPE Insight Cluster Management Utility is a HyperScale management framework that includes software for the centralized provisioning, management and monitoring of nodes and infrastructure. Learn more at **http://www.hpe.com/info/cmu**.

Rack and Power Infrastructure

The story may end with servers, but it starts with the foundation that makes compute go – and business grow. We've reinvented our entire portfolio of rack and power products to make IT infrastructure more secure, more practical, and more efficient. In other words, we have created a stronger, smarter, and simpler infrastructure to help you get the most out of your IT equipment. As an industry leader, Hewlett Packard Enterprise is uniquely positioned to address the key concerns of power, cooling, cable management and system access.
HPE G2 Advanced and Enterprise Racks are perfect for the server room or today's modern data center with enhanced airflow and thermal management, flexible cable management, and a 10 year Warranty to support higher density computing.
HPE G2 PDUs offer reliable power in flexible form factors that operate at temperatures up to 60°C, include color-coded outlets and load segments and a low-profile design for optimal access to the rack and support for dense rack environments.
HPE Uninterruptible Power Systems are cost-effective power protection for any type workload. Some UPSs include options for remote management and extended runtime modules so you're critical dense data center is covered in power outages.
HPE KVM Solutions include a console and switches designed to work with your server and IT equipment reliably. We've got a cost-effective KVM switch for your first rack and multiple connection IP switches with remote management and security capabilities to keep your data center rack up and running.
Learn more about HPE Racks, KVM, PDUs and UPSs at **HPE Rack and Power Infrastructure**.

One Config Simple (SCE)

SCE is a guided self-service tool to help sales and non-technical people provide customers with initial configurations in 3 to 5 minutes. You may then send the configuration on for configuration help, or use in your existing ordering processes. If you require "custom" rack configuration or configuration for products not available in SCE, please contact Hewlett Packard Enterprise Customer Business Center or an Authorized Partner for assistance. **https://h22174.www2.hpe.com/SimplifiedConfig/Welcome#**

Service and Support

HPE Services

No matter where you are in your digital transformation journey, you can count on HPE Services to deliver the expertise you need when, where and how you need it. From planning to deployment, ongoing operations and beyond, our experts can help you realize your digital ambitions.

https://www.hpe.com/services

Consulting Services

No matter where you are in your journey to hybrid cloud, experts can help you map out your next steps. From determining what workloads should live where, to handling governance and compliance, to managing costs, our experts can help you optimize your operations.

https://www.hpe.com/services/consulting

HPE Managed Services

HPE runs your IT operations, providing services that monitor, operate, and optimize your infrastructure and applications, delivered consistently and globally to give you unified control and let you focus on innovation.

HPE Managed Services | HPE

Operational services

Optimize your entire IT environment and drive innovation. Manage day-to-day IT operational tasks while freeing up valuable time and resources. Meet service-level targets and business objectives with features designed to drive better business outcomes.

https://www.hpe.com/services/operational

HPE Complete Care Service

HPE Complete Care Service is a modular, edge-to-cloud IT environment service designed to help optimize your entire IT environment and achieve agreed upon IT outcomes and business goals through a personalized experience. All delivered by an assigned team of HPE Services experts. HPE Complete Care Service provides:

- A complete coverage approach -- edge to cloud
- An assigned HPE team
- Modular and fully personalized engagement
- Enhanced Incident Management experience with priority access
- Digitally enabled and AI driven customer experience

https://www.hpe.com/services/completecare

HPE Tech Care Service

HPE Tech Care Service is the operational support service experience for HPE products. The service goes beyond traditional support by providing access to product specific experts, an AI driven digital experience, and general technical guidance to not only reduce risk but constantly search for ways to do things better. HPE Tech Care Service delivers a customer-centric, AI driven, and digitally enabled customer experience to move your business forward. HPE Tech Care Service is available in three response levels. Basic, which provides 9x5 business hour availability and a 2-hour response time. Essential which provides a 15-minute response time 24x7 for most enterprise level customers, and Critical which includes a 6-hour repair commitment where available and outage management response for severity 1 incidents.

https://www.hpe.com/services/techcare

Service and Support

HPE Lifecycle Services

HPE Lifecycle Services provide a variety of options to help maintain your HPE systems and solutions at all stages of the product lifecycle. A few popular examples include:

- Lifecycle Install and Startup Services: Various levels for physical installation and power on, remote access setup, installation and startup, and enhanced installation services with the operating system.
- HPE Firmware Update Analysis Service: Recommendations for firmware revision levels for selected HPE products, taking into account the relevant revision dependencies within your IT environment.
- HPE Firmware Update Implementation Service: Implementation of firmware updates for selected HPE server, storage, and solution products, taking into account the relevant revision dependencies within your IT environment.
- Implementation assistance services: Highly trained technical service specialists to assist you with a variety of activities, ranging from design, implementation, and platform deployment to consolidation, migration, project management, and onsite technical forums.
- HPE Service Credits: Access to prepaid services for flexibility to choose from a variety of specialized service activities, including assessments, performance maintenance reviews, firmware management, professional services, and operational best practices.

Notes: To review the list of Lifecycle Services available for your product go to:
https://www.hpe.com/services/lifecycle

For a list of the most frequently purchased services using service credits, see the **HPE Service Credits Menu**

Other Related Services from HPE Services:

HPE Education Services

Training and certification designed for IT and business professionals across all industries. Broad catalogue of course offerings to expand skills and proficiencies in topics ranging from cloud and cybersecurity to AI and DevOps. Create learning paths to expand proficiency in a specific subject. Schedule training in a way that works best for your business with flexible continuous learning options.
https://www.hpe.com/services/training

Defective Media Retention

An option available with HPE Complete Care Service and HPE Tech Care Service and applies only to Disk or eligible SSD/Flash Drives replaced by HPE due to malfunction.

Consult your HPE Sales Representative or Authorized Channel Partner of choice for any additional questions and services options.

Parts and Materials

HPE will provide HPE-supported replacement parts and materials necessary to maintain the covered hardware product in operating condition, including parts and materials for available and recommended engineering improvements.

Parts and components that have reached their maximum supported lifetime and/or the maximum usage limitations as set forth in the manufacturer's operating manual, product quick-specs, or the technical product data sheet will not be provided, repaired, or replaced as part of these services.

How to Purchase Services

Services are sold by Hewlett Packard Enterprise and Hewlett Packard Enterprise Authorized Service Partners:

- Services for customers purchasing from HPE or an enterprise reseller are quoted using HPE order configuration tools.
- Customers purchasing from a commercial reseller can find services at **https://ssc.hpe.com/portal/site/ssc/**

Service and Support

AI Powered and Digitally Enabled Support Experience

Achieve faster time to resolution with access to product-specific resources and expertise through a digital and data driven customer experience

Sign into the HPE Support Center experience, featuring streamlined self-serve case creation and management capabilities with inline knowledge recommendations. You will also find personalized task alerts and powerful troubleshooting support through an intelligent virtual agent with seamless transition when needed to a live support agent.
https://support.hpe.com/hpesc/public/home/signin

Consume IT On Your Terms

HPE GreenLake edge-to-cloud platform brings the cloud experience directly to your apps and data wherever they are—the edge, colocations, or your data center. It delivers cloud services for on-premises IT infrastructure specifically tailored to your most demanding workloads. With a pay-per-use, scalable, point-and-click self-service experience that is managed for you, HPE GreenLake edge-to-cloud platform accelerates digital transformation in a distributed, edge-to-cloud world.

- Get faster time to market
- Save on TCO, align costs to business
- Scale quickly, meet unpredictable demand
- Simplify IT operations across your data centers and clouds

To learn more about HPE Services, please contact your Hewlett Packard Enterprise sales representative or Hewlett Packard Enterprise Authorized Channel Partner. Contact information for a representative in your area can be found at "Contact HPE"
https://www.hpe.com/us/en/contact-hpe.html

For more information
http://www.hpe.com/services

Configuration Information

This section lists some of the steps required to configure a Factory Integrated Model. To ensure only valid configurations are ordered, Hewlett Packard Enterprise recommends the use of an HPE approved configurator. Contact your local sales representative for information on configurable product offerings and requirements.

1. Factory Integrated Models must start with a CTO Server.
2. FIO indicates that this option is only available as a factory installable option.
3. All Factory Integrated Models will be populated with sufficient hard drive blanks based on the number of initial hard drives ordered with the server.
4. Some options may not be integrated at the factory. Contact your local sales representative for additional information.

Step 1: Base Configuration (choose one of the following configurable models)

CTO Server	**HPE ProLiant DX385 Gen10 Plus 12 LFF CTO Server**
SKU Number	P24330-B21
Processor	Not included as standard
DIMM Slots	32-DIMM slots**
Storage Controller	Choice of HPE modular Smart Array and PCIe plug-in controller
PCIe	Three standard in primary riser, up to Eight slots with 2 processors
Drive Cage - included	12 LFF
Network Controller	Choice of OCP or stand up card
Fans	6- Performance
Management	HPE iLO with Intelligent Provisioning (standard), iLO Advanced and OneView (optional)
USB	1x 3.0 standard

Notes:

- ** 32 DIMM slots require selection of 2 processors
- All CTO servers are Energy Star 3.0 compliant.

Step 2 Choose Required Options – Processors (only one of the following unless otherwise noted)

Please select one –L21 processor required below.
For second processor, please select the same processor model with –B21 from Core Options – HPE Processors section.
For example: first processor, select P17537-L21 then for second processor, select P17537-B21.

Notes:

- Mixing of 2 different processor models are NOT allowed.
- DDR4 memory speed will depend on the quantity and type of DIMMs installed.
- Processors with greater than 180W will ship with the High Performance heatsink.
- Processors with greater than 180W will require the Max Performance fan kit.

Description **SKU**

Processor Option Kits

Step 3: Choose Memory Options

Please select one or more memory from below.
For new Gen10 Plus memory population rule whitepaper and optimal memory performance guidelines, please go to:
http://www.hpe.com/docs/amd-population-rules-Gen10Plus
For Gen10 Plus memory speed table, please go to: **http://www.hpe.com/docs/amd-speed-table-Gen10Plus**

Notes:

- Memory DIMM availability with a server platform is dependent upon completion of certification testing.
- The maximum memory speed is a function of the memory type, memory configuration, and processor model.

Registered DIMMs (RDIMMs)

HPE DX 16GB (1x16GB) Single Rank x4 DDR4-3200 CAS-22-22-22 Registered Smart FIO Memory Kit	P25201-B21
HPE DX 16GB (1x16GB) Dual Rank x8 DDR4-3200 CAS-22-22-22 Registered Smart FIO Memory Kit	P25202-B21

Configuration Information

HPE DX 32GB (1x32GB) Dual Rank x4 DDR4-3200 CAS-22-22-22 Registered Smart FIO Memory Kit	P25204-B21
HPE DX 64GB (1x64GB) Dual Rank x4 DDR4-3200 CAS-22-22-22 Registered Smart FIO Memory Kit	P25205-B21
HPE DX 128GB (1x128GB) Quad Rank x4 DDR4-3200 CAS-22-22-22 Load Reduced Smart FIO Memory Kit	P25206-B21

Step 3b: Choose Power Supplies

Select one or two power supplies from below.

Notes: Mixing of 2 different power supplies is NOT allowed.

HPE Flex Slot Power Supplies

HPE DX 500W Flex Slot Platinum Hot Plug Low Halogen FIO Power Supply Kit	P18226-B21
HPE DX 800W Flex Slot Titanium Hot Plug Low Halogen FIO Power Supply Kit	P18224-B21
HPE DX 800W Flex Slot Platinum Hot Plug Low Halogen FIO Power Supply Kit	P18223-B21
HPE DX 800W Flex Slot -48VDC Hot Plug Low Halogen FIO Power Supply Kit	P25214-B21
HPE DX 1600W Flex Slot Platinum Hot Plug Low Halogen FIO Power Supply Kit	P18222-B21

Notes:

- Select one or more power supplies.
- 1600W Power supplies only support high line voltage (200VAC to 240VAC).
- Prior to making a power supply selection it is highly recommended that the HPE Power Advisor is run to determine the right size power supply for your server configuration. The HPE Power Advisor is located at: **http://www.hpe.com/info/hppoweradvisor**.
- All power supplies in a server should match. Mixing Power Supplies is not supported.
- HPE ProLiant servers ship with an IEC-IEC power cord used for rack mounting with Power Distribution Units (PDUs). Visit **HPE power cords** for a full list of optional power cords.

Step 4: Choose additional options for Factory Integration from Core and Additional Options sections below

Core Options

Memory Selection

To streamline the configuration process for HPE ProLiant Gen10 Plus servers and to provide the best product availability, Hewlett Packard Enterprise recommends memory from the list located here: **http: hpe.com/products/recommend**.
Best product availability is limited to US, Canada, and Latin America at this time.

HPE Memory

Registered DIMMs (RDIMMs)

HPE 8GB (1x8GB) Single Rank x8 DDR4-3200 CAS-22-22-22 Registered Smart Memory Kit	P07638-B21
HPE 16GB (1x16GB) Single Rank x4 DDR4-3200 CAS-22-22-22 Registered Smart Memory Kit.	P07640-B21
HPE 16GB (1x16GB) Dual Rank x8 DDR4-3200 CAS-22-22-22 Registered Smart Memory Kit	P07642-B21
HPE 32GB (1x32GB) Dual Rank x4 DDR4-3200 CAS-22-22-22 Registered Smart Memory Kit	P07646-B21
HPE 64GB (1x64GB) Dual Rank x4 DDR4-3200 CAS-22-22-22 Registered Smart Memory Kit	P07650-B21

Notes:

- Memory DIMM availability with a server platform is dependent upon completion of certification testing.
- The maximum memory speed is a function of the memory type, memory configuration, and processor model.
- Mixing of x4 & x8 memory is not allowed
- 3200 MT/s memory SKUs offer a transfer rate of 3200 MT/s at 1 DIMM per channel and 2933 MT/s at 2 DIMMs per channel

HPE Drives

Midline - 12G SAS - LFF Drives

HPE DX 4TB SAS 12G Midline 7.2K LFF (3.5in) LP 1yr Wty Digitally Signed Firmware FIO HDD	P17963-B21
HPE DX 8TB SAS 12G Midline 7.2K LFF (3.5in) LP 1yr Wty 512e Digitally Signed Firmware FIO HDD	P17965-B21
HPE DX 12TB SAS 12G Midline 7.2K LFF (3.5in) LP 1yr Wty HE 512e Digitally Signed Firmware FIO HDD	P17966-B21

SSD Selection

To streamline the configuration process for HPE ProLiant Gen10 Plus servers and to provide the best product availability, HPE recommends SSDs from the list located here: **http://www.hpe.com/products/recommend**.

Read Intensive - 6G SATA - SFF - Solid State Drives

HPE DX 3.84TB SATA Read Intensive SFF BC PM893a FIO SSD	P75480-B21
HPE DX 1.92TB SATA Read Intensive SFF BC PM893a SSD	P75488-B21
HPE DX 1.92TB SATA Read Intensive SFF BC PM893a FIO SSD	P75486-B21
HPE DX 3.84TB SATA Read Intensive SFF BC PM893a SSD	P75482-B21

Read Intensive - 24G SAS - SFF - Solid State Drives

HPE DX 3.84TB SAS Read Intensive SFF BC Multi Vendor SSD	P75498-B21
HPE DX 3.84TB SAS Read Intensive SFF BC Multi Vendor FIO SSD	P75500-B21

Mixed Use - 6G SATA - SFF - Solid State Drives

HPE DX 1.92TB SATA 6G Mixed Use SFF BC Samsung PM897a SSD	P75491-B21

Mixed Use - 6G SATA - SFF - Solid State Drives

HPE DX 1.92TB SATA 6G Mixed Use SFF BC Samsung PM897a FIO SSD	P75489-B21

HPE Networking

HPE I/O Expansion Options

Notes: For a Secondary/Tertiary riser the second processor is required

HPE DX Gen10 Plus x8/x16/x8 Secondary FIO Riser Kit	P24345-B21

Notes: Requires selection of a 2nd processor

HPE DX Gen10 Plus 2x8/2x16 Tertiary FIO Riser Kit	P24344-B21

Notes: Requires selection of a 2nd processor

Core Options

HPE Power Supplies

HPE 500W Flex Slot Platinum Hot Plug Low Halogen Power Supply Kit	865408-B21
Notes: Flex Slot Platinum power supplies support power efficiency of up to 94% and include a standard C-14 power inlet connector.	
HPE 800W Flex Slot Titanium Hot Plug Low Halogen Power Supply Kit	865438-B21
Notes: Flex Slot Titanium power supplies support power efficiency of up to 96% and include a standard C-14 power inlet connector.	
HPE 800W Flex Slot Platinum Hot Plug Low Halogen Power Supply Kit	865414-B21
Notes: Flex Slot Platinum power supplies support power efficiency of up to 94% and include a standard C-14 power inlet connector.	
HPE 800W Flex Slot -48VDC Hot Plug Low Halogen Power Supply Kit	865434-B21
Notes: Flex Slot -48VDC power supplies support power efficiency of up to 94%.	
HPE 800W Flex Slot Hot Plug Universal Low Halogen High Voltage AC/DC Power Supply Kit	865428-B21
HPE 1600W Flex Slot Platinum Hot Plug Low Halogen Power Supply Kit	830272-B21

Notes:

- Flex Slot universal power supplies support power efficiency of up to 94% and support both 277VAC/380VDC power inputs.
- Flex Slot Platinum Plus power supplies support power efficiency of up to 94% and include a C-14 power inlet connector that can support HPE Power Discovery Services (blue connector).
- Prior to making a power supply selection it is highly recommended that the HPE Power Advisor is run to determine the right size power supply for your server configuration. The HPE Power Advisor is located at: **http://www.hpe.com/info/hppoweradvisor**.
- All power supplies in a server should match. Mixing Power Supplies is not supported.
- Option kits contain the specified power supply and a PDU IEC cable.
- 1600W power supplies only support high line voltage.
- HPE ProLiant servers ship with an IEC-IEC power cord used for rack mounting with Power Distribution Units (PDUs). Visit **HPE power cords** for a full list of optional HPE power cords.

Additional Options

Some options may not be integrated at the factory. To ensure only valid configurations are ordered, Hewlett Packard Enterprise recommends the use of an HPE approved configurator. Contact your local sales representative for additional information.

HPE Security

HPE DX Gen10 Plus Chassis Intrusion FIO Detection Kit P24373-B21

Notes: This provides a physical connection from the chassis board and hood and detects any physical intrusion into the chassis, providing security during the entire supply chain process of shipping, receiving, distribution, and operation.

HPE Racks

- Please see the HPE Advanced Series Racks QuickSpecs for information on additional racks options and rack specifications. **HPE G2 Advanced Series Racks**
- Please see the HPE Enterprise Series Racks QuickSpecs for information on additional racks options and rack specifications. **HPE G2 Enterprise Series Racks**

HPE Power Distribution Units (PDUs)

- Please see the **HPE Basic Power Distribution Units (PDU) QuickSpecs** for information on these products and their specifications.
- Please see the **HPE Metered Power Distribution Units (PDU) QuickSpecs** for information on these products and their specifications.
- Please see the **HPE Intelligent Power Distribution Unit (PDU) QuickSpecs** for information on these products and their specifications.
- Please see the **HPE Metered and Switched Power Distribution Units (PDU) QuickSpecs** for information on these products and their specifications.

HPE Uninterruptible Power Systems (UPS)

- To learn more, please visit the **HPE Uninterruptible Power Systems (UPS) web page.**
- Please see the **HPE DirectFlow Three Phase Uninterruptible Power System QuickSpecs** for information on these products and their specifications.
- Please see the **HPE Line Interactive Single Phase UPS QuickSpecs** for information on these products and their specifications.

HPE Rack Options

- Please see the **HPE KVM Switches web page** for information on these products and their specifications.

Rail Kits

Notes:

- Ball bearing and Easy Install rail kits contain telescoping rails which allow for in-rack serviceability.
- To assist in the installation of the server into the rack an optional installation tool is available by contacting your local services representative (695539-001).
- Hewlett Packard Enterprise recommends that a minimum of two people are required for all Rack Server installations. Please refer to your installation instructions for proper tools and number of people to use for any installation.
- CTO Models do not ship with rail kits, they need to be ordered separately
- HPE rail kits are designed to work with HPE racks in compliance with industry standard EIA-310-E. In the event a customer elects to purchase a third-party rack for use with an HPE rail kit, any such use is at customer's own risk. HPE makes no express or implied warranties with respect to such third-party racks and specifically disclaims any implied warranties of merchantability and fitness for a particular purpose. Furthermore, HPE has no obligation and assumes no liability for the materials, design, specifications, installation, safety, and compatibility of any such third-party racks with any rail kits, including HPE rail kits.

Additional Options

HPE DX38X Gen10 Plus 2U LFF Easy Install FIO Rail Kit	P24351-B21
Notes: Supported on LFF Model only	
HPE DX38X Gen10 Plus 2U Cable Management Arm for FIO Rail Kit	P24352-B21

HPE Support Services

Installation & Startup Services

HPE ProLiant DL/ML Install Service	U4554E
HPE ProLiant DL/ML Startup Service	U4555E

Notes: For a full listing of Support Services available for this server, please visit **https://ssc.hpe.com/**

Memory



General Memory Population Rules and Guidelines:

- Install DIMMs only if the corresponding processor is installed.
- If only one processor is installed in a two-processor system, only half of the DIMM slots are available.
- To maximize performance, it is recommended to balance the total memory capacity between all installed processors.
- When two processors are installed, balance the DIMMs across the two processors.
- White DIMM slots denote the first slot to be populated in a channel.
- The maximum memory speed is a function of the memory type, memory configuration, and processor model.
- The maximum memory capacity is a function of the number of DIMM slots on the platform, the largest DIMM capacity qualified on the platform, the number and model of installed processors qualified on the platform.
- For details on the HPE Server Memory Options Population Rules, visit: **http://www.hpe.com/docs/amd-population-rules**
- To realize the performance memory capabilities listed in this document, HPE DDR4 Smart Memory is required. For additional information, please see the: **HPE DDR4 Smart Memory QuickSpecs**
- For details on the HPE Server Memory speed, visit: **http://www.hpe.com/docs/amd-speed-tables**

Storage

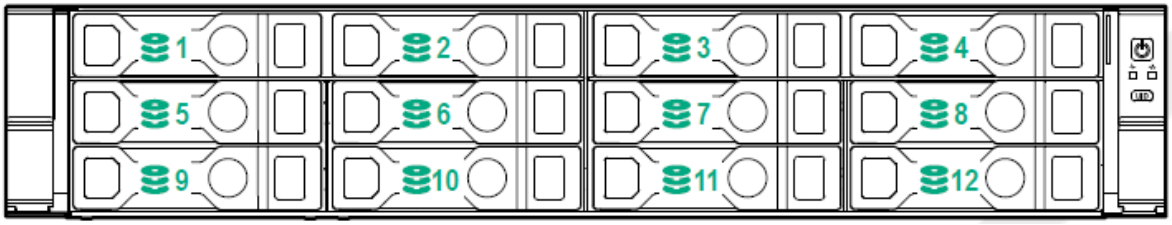

12LFF Front Panel

Technical Specifications

System Unit

Dimensions

- **LFF Drives**
  - 8.73 x 44.54 x 74.9 cm
  - 3.44 x 17.54 x 29.5 in

Weight (approximate)

- **Maximum:**
  24.7 kg / 54.5 lbs with 12 hard drives
- **Minimum:**
  17.3 kg / 38.25 lbs with 1 hard drive
  - **Maximum:**
    12 LFF hard drives (no rear drives), 2x processors, 2x power supplies, 1x Smart Array, 2x Risers installed)

Input Requirements (per power supply)

- **Rated Line Voltage**
  - 100 to 120 VAC
  - 200 to 240 VAC

BTU Rating

- **Maximum**
  - For 800W Power Supply: 3207 BTU/hr (at 100 VAC), 3071 BTU/hr (at 200 VAC), 3112 BTU/hr (at 240 VAC) for China Only
  - For 500W Power Supply: 1979 BTU/hr (at 100 VAC), 1911 BTU/hr (at 200 VAC), 1965 BTU/hr (at 240 VAC) for China Only

---

Power Supply Output (per power supply)

- **Rated Steady-State Power**
  - For 1400W Power Supply: 1400W (at 240 VAC), 1400W (at 240 VAC)
  - For 800W Power Supply: 800W (at 100 VAC), 800W (at 240 VAC), 800W (at 240 VAC) input for China only
  - For 500W Power Supply: 500W (at 100 VAC), 500W (at 240 VAC), 500W (at 240 VAC) input for China only
- **Maximum Peak Power**
  - For 1400W Power Supply: 1400W (at 200 to 240 1VAC), 1400W (at 240 VAC) input for China only
  - For 800W Power Supply: 800W (at 100 to 127 VAC), 800W (at 200 to 240 1VAC), 800W (at 240 VAC) input for China only
  - For 500W Power Supply: 500W (at 100 to 127 VAC), 500W (at 200 to 240 VAC), 500W (at 240 VAC) input for China only

---

Relative Humidity

- **Operating**
  - 8% to 90% - Relative humidity (Rh), 28°C maximum wet bulb temperature, non-condensing.
- **Non-operating** (non-condensing)
  - 5 to 95% relative humidity (Rh), 38.7°C (101.7°F) maximum wet bulb temperature, non-condensing.

Technical Specifications

Altitude

- **Operating**
  - 3050 m (10,000 ft). This value may be limited by the type and number of options installed. Maximum allowable altitude change rate is 457 m/min (1500 ft/min).
- **Non-operating**
  - 9144 m (30,000 ft). Maximum allowable altitude change rate is 457 m/min (1500 ft/min).
- **RTC Accuracy**
  - 50 ppm

System Inlet Temperature

- **Standard Operating Temperature**
  - 10° to 35°C (50° to 95°F) at sea level with an altitude derating of 1.0°C per every 305 m (1.8°F per every 1000 ft) above sea level to a maximum of 3050 m (10,000 ft), no direct sustained sunlight.
  - Maximum rate of change is 20°C/hr (36°F/hr). The upper limit and rate of change may be limited by the type and number of options installed.
  - System performance during standard operating support may be reduced if operating with a fan fault or above 30°C (86°F).
- **Extended Ambient Operating Temperature**
  - For approved hardware configurations, the supported system inlet range is extended to be: 5° to 10°C (41° to 50°F) and 35° to 40°C (95° to 104°F) at sea level with an altitude derating of 1.0°C per every 175 m (1.8°F per every 574 ft) above 900 m (2953 ft) to a maximum of 3050 m (10,000 ft). The approved hardware configurations for this system are listed at the URL:**http://www.hpe.com/servers/ashrae**
  - For approved hardware configurations, the supported system inlet range is extended to be: 40° to 45°C (104° to 113°F) at sea level with an altitude derating of 1.0°C per every 125 m (1.8°F per every 410 ft) above 900 m (2953 ft) to a maximum of 3050 m (10,000 ft). The approved hardware configurations for this system are listed at the URL:**http://www.hpe.com/servers/ashrae**
  - System performance may be reduced if operating in the extended ambient operating range or with a fan fault.
- **Non-operating**
  - -30° to 60°C (-22° to 140°F). Maximum rate of change is 20°C/hr (36°F/hr).

Emissions Classification (EMC) – Regulatory Information

To view the regulatory information for your product, view the Safety and Compliance Information for Server, Storage, Power, Networking, and Rack Products, available at the Hewlett Packard Enterprise Support Center:
http://www.hpe.com/support/Safety-Compliance-EnterpriseProducts

HPE Smart Array

For latest information on **HPE Smart Array Gen10 Controllers for HPE ProLiant DL, ML and Apollo Servers** please refer to their QuickSpecs. (E208i-a,E208i-p,E208e-p,P408i-a,P408i-p,P408e-p,P816i-a)

Environment-friendly Products and Approach - End-of-life Management and Recycling

Hewlett Packard Enterprise offers **end-of-life product return, trade-in, and recycling programs**, in many geographic areas, for our products. Products returned to Hewlett Packard Enterprise will be recycled, recovered or disposed of in a responsible manner.

The EU WEEE directive (2002/95/EC) requires manufacturers to provide treatment information for each product type for use by treatment facilities. This information (product disassembly instructions) is posted on the Hewlett Packard Enterprise web site. These instructions may be used by recyclers and other WEEE treatment facilities as well as Hewlett Packard Enterprise OEM customers who integrate and re-sell Hewlett Packard Enterprise equipment.

Technical Specifications

Acoustic Noise

Listed are the declared A-Weighted sound power levels (LWAd) and declared average bystander position A-Weighted sound pressure levels (LpAm) when the product is operating in a 23°C ambient environment. Noise emissions were measured in accordance with ISO 7779 (ECMA 74) and declared in accordance with ISO 9296 (ECMA 109). The listed sound levels apply to standard shipping configurations. Additional options may result in increased sound levels. Please have your HPE representative provide information from the HPE EMESC website for further technical details regarding the configurations listed below.

Idle	
LWAd	5.0 B Entry 5.2 B Base 5.7 B Perf
LpAm	32 dBA Entry 34 dBA Base 44 dBA Perf
Operating	
LWAd	5.0 B Entry 5.3 B Base 6.4 B Perf
LpAm	32 dBA Entry 37 dBA Base 48 dBA Perf

Notes:

- Acoustics levels presented here are generated by the test configuration only. Acoustics levels will vary depending on system configuration. Values are subject to change without notification and are for reference only.
- Product conformance to cited product specifications is based on sample (type) testing, evaluation, or assessment. This product or family of products is eligible to bear the appropriate compliance logos and statements.
- The Listed sound levels apply to standard shipping configurations. Additional options may result in increased sound levels.

Summary of Changes

Date	Version History	Action	Description of Change
21-Oct-2024	Version 7	Changed	Core Options section was updated. (New SSDs SKUs were added).
16-Sep-2024	Version 6	Changed	Standard Features (Operating Systems and Virtualization Software Support for HPE Servers) section was updated.
18-Mar-2024	Version 5	Changed	Standard Features and Additional Options sections were updated.
20-Nov-2023	Version 4	Changed	HPE Services Rebranding
15-Nov-2021	Version 3	Changed	Service and Support section was updated. Obsolete SKUs were removed.
03-Aug-2020	Version 2	Changed	Overview, Standard Features, Pre-configured Models, Configuration Information, Core Options, Additional Options and Technical Specifications sections were updated.
01-Jun-2020	Version 1	New	New QuickSpecs

Copyright

Make the right purchase decision.
Contact our presales specialists.

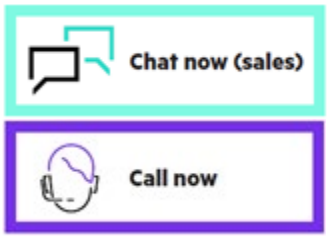

Get updates

Hewlett Packard Enterprise

© Copyright 2024 Hewlett Packard Enterprise Development LP. The information contained herein is subject to change without notice. The only warranties for Hewlett Packard Enterprise products and services are set forth in the express warranty statements accompanying such products and services. Nothing herein should be construed as constituting an additional warranty. Hewlett Packard Enterprise shall not be liable for technical or editorial errors or omissions contained herein.

a00056112enw - 16525 - Worldwide - V7 - 21-October-2024